

Schooldays keepsake



The Charterhouse was a boys' school for 250 years.

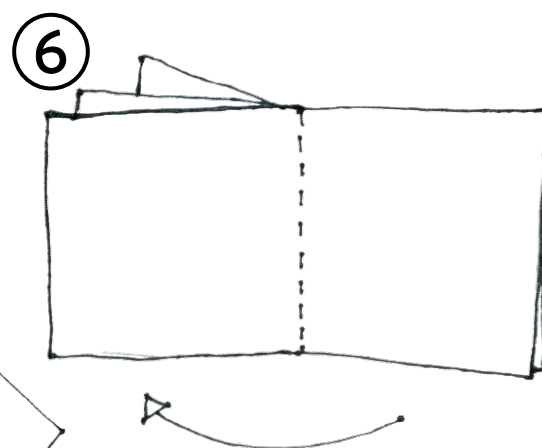
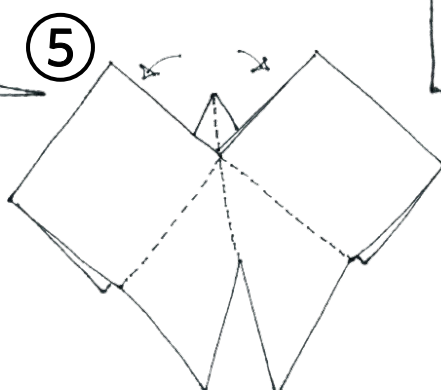

Some of the more naughty pupils wanted to be remembered in years to come and scratched their names on the windows of the Great Chamber and on the seats in the chapel.

Make a mini booklet
keepsake of your
school days.

Make your book

You will need a print of the outline on page 3 and a pair of scissors

1. Fold in half lengthwise
2. Unfold and refold in half cross-ways
3. Unfold. Fold each end in to meet the middle crease so the page creates a tent shape
4. Snip down from the centre fold just as far as the last fold lines
5. Gently push your cut apart, folding along the vertical fold
6. Fold in half to create a little book with six pages
7. You could make a cover from thin card – slightly larger than the pages and glue to the outside



Write your book!

Fill it with words pictures, notes, images – anything! Here are some ideas.
(There won't be room for them all unless you create a whole set of books!)

Create a page for

- Your favourite subject at school. Why do you like it?
- Your best friend and the best games you play at break time
- Your favourite teacher
- Your uniform, your day, your lunch, your routine
- The naughtiest thing you've done (shhh! No-one needs to know)
- An exciting trip or a visitor who came to your school
- The thing you find hardest at school
- Your home-school day during lock-down
- Sport or music or drama or IT – whatever you like best
- Stories about your school – What year did it open?
What else happened in that year?



Further ideas

Make another mini book for a grandparent or an older person you know.

Ask them to fill in their best stories of their school days.

Swap booklets and share memories. You could stow each others books away safely and set a reminder on a phone for 3 years' time (or longer!)

to get them out again for a chat about what's changed and what you had forgotten.

