

the Charterhouse

Visual Guide

This guide will help you on your visit

You will find some useful tips to help you plan your trip
and find your way around the Charterhouse.

Guide Your Senses

This guide will show you around the Charterhouse and take you through what you will **see**, **hear**, **smell**, **touch** and **feel** when you visit us.

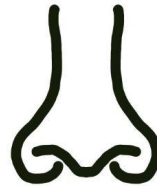
See




Hear



Smell



Touch

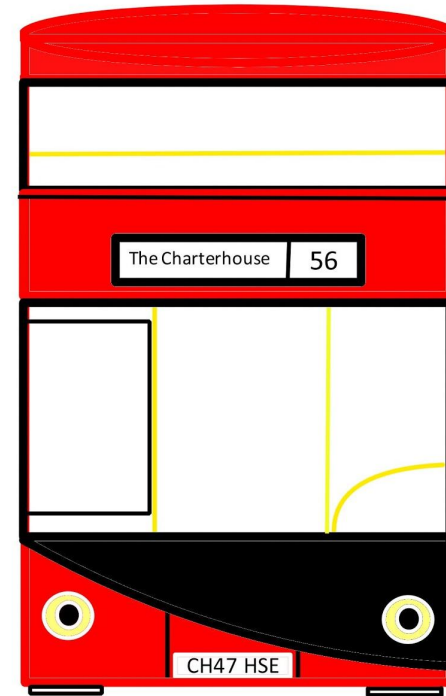


Travelling to the Charterhouse

You can get to the Charterhouse by **tube, bus, cycling** or **walking**.

The closest London Underground stations are **Barbican** and **Farringdon**.

The **4**, **56** and **153** bus routes all stop in front of Barbican station on Aldersgate Street, a five minute walk from Charterhouse Square.




Accessibility

All public areas of the Charterhouse are fully accessible for wheelchair users and people with limited mobility.

A **wheelchair** is available to borrow during your visit.

You can find a **lift** in the **Reception Area**.

Large print guides are available in the museum.

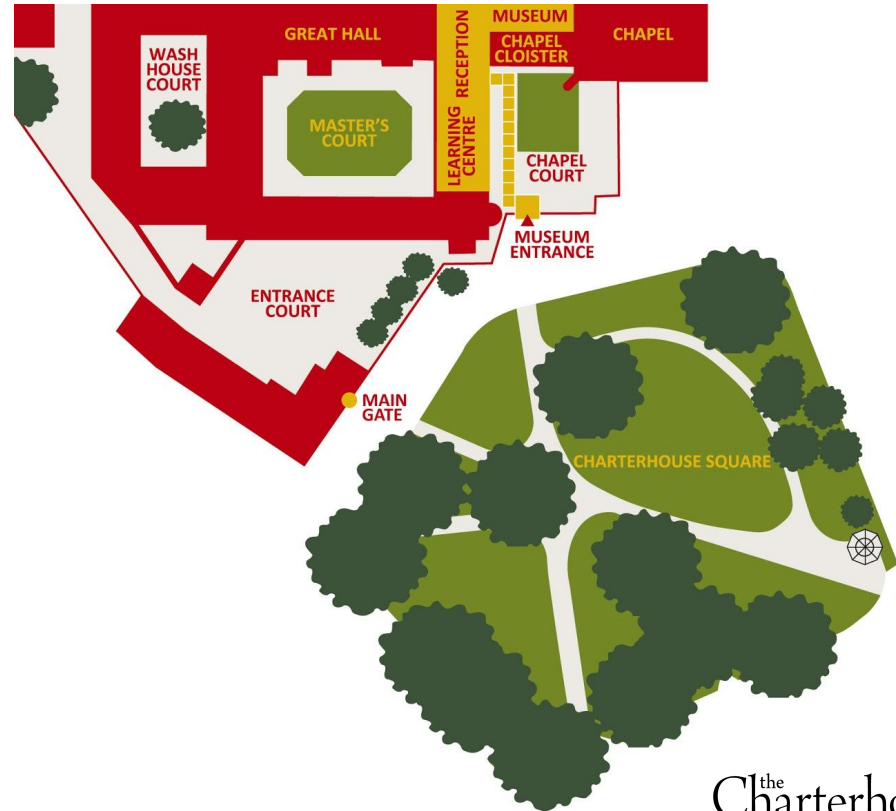


The Entrance

The Charterhouse Museum
is on Charterhouse Square
in London.

Address:

The Charterhouse
Charterhouse Square
London
EC1M 6AN



^{the}Charterhouse

Colour-Coded Map



The Brothers

These are the **Brothers** and **Lady Brothers** who live at the Charterhouse.

You may **see** them wandering around when you visit.



The Talbot Dog

This is '**Thomas the Talbot**'.

The Talbot dog is a symbol of the Charterhouse founder Thomas Sutton.

You will **see** him all over the Charterhouse, so make sure you keep a lookout!



Entrance Gates

Come in through the Main Entrance Gates into the Chapel Court.

See the Black Locust tree, also known as the false acacia tree.



Reception

Enter through the double doors, where you can wave hello to our Reception Team.

You can find **accessible toilet** facilities and **baby changing** facilities here.

You will find the **lift** here.



Sensory Pack

You can collect a **Sensory Pack** when you arrive, just ask at **Reception**.



Shop

You will find the Shop in the **Reception Area**, by the main entrance.

If you want to buy something you can ask the team at **Reception** who will be able to help you.



Learning Centre

You can start your visit in the Learning Centre.

This is where you can leave your **coats** and **bags**.

The Learning Centre is a space where you can have your **lunch** or a **snack**.



Toilets

There is a ramp at the back of the **Learning Centre** where you can access the toilets.

Accessible toilet facilities and **baby changing** facilities can also be found in the **Reception Area**.



Chapel Cloister

This room joins the Chapel to the main building.

Hear the echo of your voice.

Touch the cold stone walls.

See the sunlight shining through the windows.



The Burnt Door

Walk through the arch to enter the Chapel.

Touch the burnt door and feel the texture of the wood as you enter.

It is made of pine wood and survived the bombing of 1941.



Chapel

The Chapel is a quiet place.

See the brightly coloured light shining through the stained glass windows.

You may **hear** the sound of one of the Brothers playing the organ.



Museum

The museum tells the story of the Charterhouse from centuries ago.

See 120 objects on display.

See the skeleton of the Black Death.



Great Hall

This is where the
Brothers eat.

See the cutlery on
the tables.

Smell the food
cooking.



Great Hall

Hear the sound of
crockery and chatter from
the chefs in the kitchen.

Feel the texture of the
wooden walls.



Old Library

This is a nice big space.

See the portraits hanging on the walls.

Enter the Norfolk Cloister via the Old Library.




Norfolk Cloister

This is where the monks used to live.

Feel the cold as you enter.

Smell the damp in the air.

See the sunlight shining through the windows.



Norfolk Cloister

Touch the cold stone walls.

Hear the echo of your voice.

The monks used to pray and sing but never talk.



Great Chamber

You can find the Great Chamber up the stairs on the **First Floor**.

This is a nice big space.

See the portraits hanging in gold frames on the walls.



Gardens

Walk through the
Gardens.

See the plants and trees.

Smell the colourful
flowers.



Gardens

See the vegetables growing.

Smell the herbs that are still used to cook in the Charterhouse kitchen today.



Washhouse Court

Walk across the cobbles
in Washhouse Court.

Touch the cold stone
walls.

See the different types
of brickwork.



Masters Court

See all the windows in different shapes and sizes.

Touch the cold stone walls.



the Charterhouse

We do hope you enjoy your visit!

This guide was designed by:

